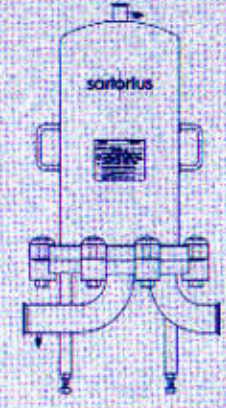
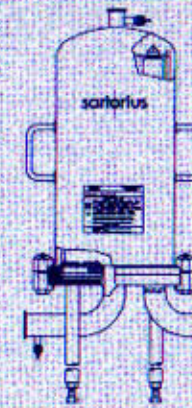

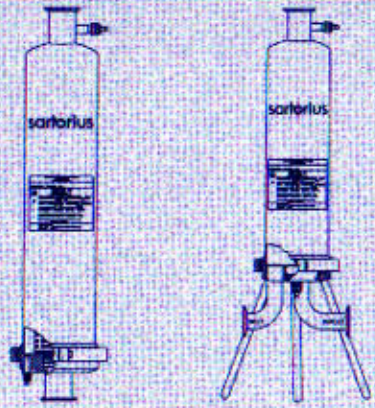


Sartorius M-Series ASME Stamped Sanitary Filter Housings

M Series Filter Housings



Description	One-Round In-Line and T-Style	3-Round T-Style	5-Round T-Style	7-Round T-Style	12-Round T-Style
Materials of Construction	316 L Stainless Steel	316 L Stainless Steel	316 L Stainless Steel	316 L Stainless Steel	316 L Stainless Steel
Standard Elastomers	Silicone	Silicone	Silicone	Silicone	Silicone
Connections	In-Line: 1.5" Sanitary Ferrule T-Style: 1.0" Sanitary Ferrule	2" Sanitary Ferrule	2" Sanitary Ferrule	2" Sanitary Ferrule	3" Sanitary Ferrule
Vents	1.5" Sanitary Ferrule with Sanitary Valve	1.5" Sanitary Ferrule with Sanitary Valve	1.5" Sanitary Ferrule with Sanitary Valve	1.5" Sanitary Ferrule with Sanitary Valve	1.5" Sanitary Ferrule with Sanitary Valve
Drains	Sanitary Valve	Sanitary Valve	Sanitary Valve	Sanitary Valve	Sanitary Valve
Cartridge Adaption	25	25	25	25	25
Design Rating	150 psig @ 250°F	150 psig @ 250°F	150 psig @ 250°F	150 psig @ 250°F	150 psig @ 250°F
Bell Height	5", 10", 20", 30"	30"	30"	30"	30"
Housing Closure	4" Sanitary Ferrule	Cam Locks	Cam Locks	Cam Locks	Cam Locks
Part Number	In-Line: HG1□M7IX00T0S T-Style: HG1□M7TY00S0S	HG33M7TW40U0S	HG53M7TW40U0S	HG73M7TW40U0S	HG03M7TY40V0S